



Manual - Registration Prof. Link Application

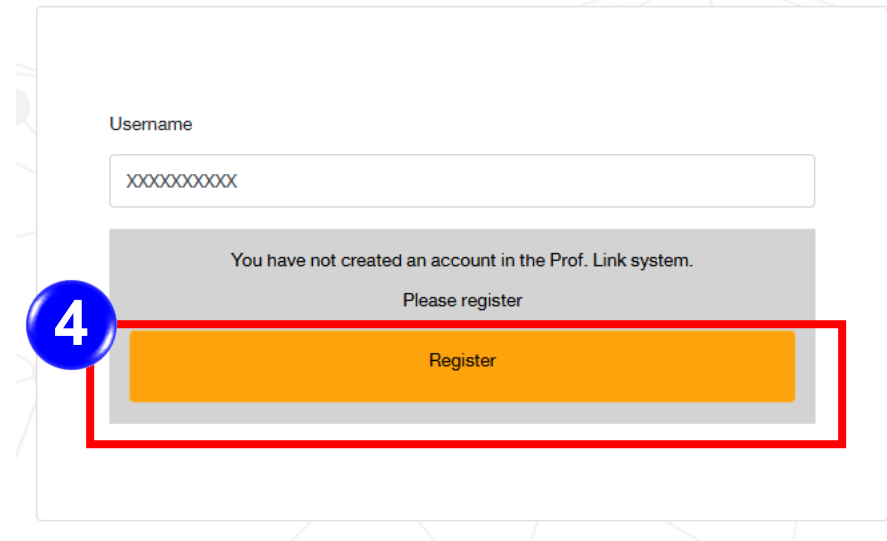
- 1 Proceed to : <https://member-proflink.set.or.th/login>



The screenshot shows the login interface. At the top is the 'Prof. Link SET' logo. Below it is a 'Username' label and a text input field containing 'xxxxxxxxxx'. A blue circle with the number '2' is placed over the input field. Below the input field is an orange 'Login' button. A blue circle with the number '3' is placed over the button. Below the button is a grey 'Note' box containing instructions: 'Username - Fill in your Mobile Number (10 Digit)', 'Username Foreigner - Fill in your Mobile Number (10 Digit)', and 'For new registration Fill in the Username as a 10-digit mobile number and click 'Login''.

2 Username : Fill in your Mobile Number (10 Digit)

3 Click “Login”



The screenshot shows a web form with a 'Username' label and a text input field containing 'XXXXXXXXXX'. Below the input field is a grey message box with the text 'You have not created an account in the Prof. Link system. Please register'. At the bottom of this message box is an orange 'Register' button. A blue circle with the number '4' is positioned to the left of the button, and a red rectangle highlights the button itself.

4 Click “Register”

Terms of Service of Prof.Link

For users who have consented

(Investment Consultant (IC), Investment Planner (IP) and

Investment Analyst)

For the purpose of using and providing the Prof. Link System service to users in the categories of investment consultant (IC) investment planner (IP) and investment analyst (IA) who have been approved by the Office of the Securities and Exchange Commission (“SEC Office”) (collectively as “**Users in category of Approved Investment Professional**”) including for the purpose of examination and identification, examination of qualifications, registration, training, renewal of approval, management of human resources or supervision of compliance with the rules of the users, any other matters in relation to the use by users appearing in the Prof. Link System, and development and improvement to the Prof. Link System service, the users acknowledge and agree to all of the items as follows:

(1). Agree for the Stock Exchange of Thailand (“SET”), SET Affiliates, the SEC Office and government authorities which deal with civil registration information, users in category of training providers, users in category of human resource or compliance, other categories of users which may exist in the future, the Prof. Link System developer as well as any other agencies involved in the use and/or provision of Prof. Link System, to collect and use the personal data of the users, whereby such personal data shall include that received directly by such persons from the users and that received by such persons through the disclosure by other persons involved in the Prof. Link System service

I have read and agree to be bound by the “Terms and Conditions of the Prof. Link System for users who have consented (Investment Consultant (IC), Investment Planner (IP) and Investment Analyst (IA))”

5 ☒ Accept ☐ Not Accept

6 Next

5 Click “Accept”

6 Click “Next”

Create Account



7

Title *

First Name *

Middle Name

Last Name *

Gender *


Date of birth *


Mobile Number *

Nationality *

Passport No. *

Date of Expiry *

Passport photo * 

Your Face photo * 

Approval No. * Do not remember? [click here](#)

7

Fill in the following information

8

Click “Next”

8

Next

Create Account



Confirm your information with Data from SEC

9

Your Name ⓘ
Mr. Pan XXXXXXXXXXXX
Mr. Panxxxx Sanxxxxxx (SEC)

Nationality ⓘ
Austrian
xxxxxx (SEC)

Your Identification (Passport No) ⓘ
123456789
xxxxxxx09 (SEC)

Your Identification (Passport Expiry Date) ⓘ
01/12/2030
19/xx/xxxx (SEC)

Your Approval No. ✓
XXXXXX

ⓘ Please re-check the information above before confirm your profile.

10

☐ I've acknowledge and confirm the data from the SEC.

11

Back

Confirm

9 Please re-check the information above before confirm your profile.

10 Click “I've acknowledge and confirm the data from the SEC.”

11 Click “Confirm”

Create Account



We've sent a OTP to mobile number , please enter the OTP to complete your profile.

Mobile Number 084 xxxxxxx

Code xxxxxxx

OTP from mobile

12

OTP expire in 4:54 mins

Resend OTP

Back

Verify

13

12

Fill OTP from mobile.

13

Click "Verify"

Your Prof. Link Profile has been Created.

The process of approval may take 15 working days. When approved, we will send the account information to your mobile (084 xxxxxxxx).